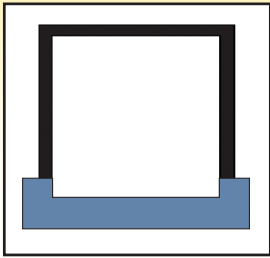
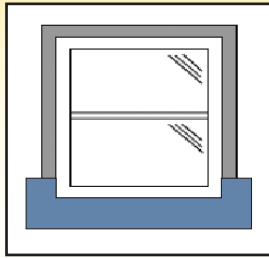


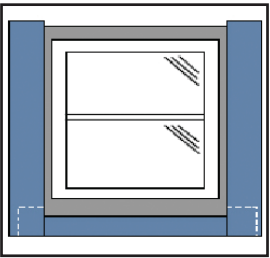
INSTALLATION GUIDELINES



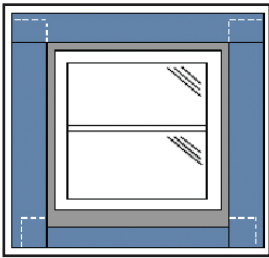
1 Apply Protecto Sill Pan Flash™ into the rough window sill prior to setting the window.



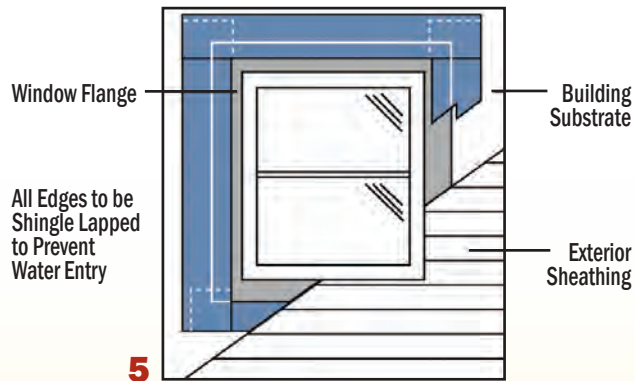
2 Install window per manufacturer directions.



3 Apply the vertical pieces of BT25XL on top of the window fin.



4 Apply the final top horizontal piece of BT25XL on the top of the window fin.



DIRECTIONS FOR USE

PREPARATION:

BEFORE HANDLING read material safety data sheets for health information. The surface shall be cleaned so that all dirt, dust, loose concrete or other contaminants that may adversely affect the adhesion of the membrane are removed.

TESTING

BT25XL passes hurricane level wind driven rain testing (ASTM E331-90, test method for water penetration of exterior windows). Meets ASTM E2112 requirements. IAPMO UER362 certified.

PROPERTIES	ATTRIBUTES	TEST METHOD
Color:	White	
Thickness:	25+ mils	
Tensile Strength:	975 psi	ASTM D412
Elongation:	Over 500% (rubberized adhesive only)	ASTM D412
Transmission Rate:	0.01 perms max.	ASTM E96
Max. Exposure Time:	120 Days	

PRECAUTIONS:

- Rolling the BT25XL is essential to gain 100% surface contact of the BT25XL adhesive to the substrate and will minimize trapping air beneath the tape.
- When BT25XL is used as an air/vapor barrier, the dew point must be engineered to the exterior of the building.
- Care should be taken not to leave the membrane exposed to direct sunlight for over 120 days.
- Any sealants that contains solvents must not be used on or around the BT25XL membrane.
- Do not stretch BT25XL. Stretching will adversely affect the adhesion of the product.
- The appropriate primer must be used in applications with temperatures below 25 °F (-4 °C).
- The appropriate primer must be used on weathered surfaces, masonry, concrete and Dens-Glass Gold™, black sheathing board and OSB.
- Some chemicals used in the production of OSB may adversely affect the adhesion of BT25XL. The appropriate primers will enhance the adhesion of BT25XL to OSB.
- BT25XL must be stored in a location with temps above 50 °F (10 °C).
- Protecto Wrap's Stucco Tape is recommended if stucco is to be applied directly to the air/vapor barrier.

**NOTE: For approved primers for use in your area, and for the most current installation recommendations and methods, refer to the Protecto Wrap website.*

ROLL SIZES (by width)	
BT25XL	4", 6", 9", 12", 18"
PROTECTO FLEX	4", 6", 8", 9"
STUCCO FLASHING	4", 6", 9", 12"



PROTECTO WRAP COMPANY

(800) 759-9727

www.ProtectoWrap.com


BT25-100 (04-17)



PROTECTO

BT25XL®

WINDOW & DOOR SEALING TAPE



FORMS A PERMANENT WATERPROOFING AIR/VAPOR SEAL AROUND DOORS AND WINDOWS THAT PREVENTS AIR AND MOISTURE LEAKS



HIGH RECYCLED CONTENT



- Stops moisture intrusion
- 120 day exposure
- F.E.M.A. Approved
- No special tools needed, self-adhered installation
- Complies with ASTM E2112 requirements
- Passes hurricane level windblown rain test ASTM E331-90
- Adheres to vinyl, plywood, OSB, foam, metal, aluminum and masonry



Premium Building Products
That Protect

PROTECTO BT25XL® WINDOW & DOOR SEALING TAPE

PERMANENT WATERPROOFING AIR / VAPOR SEAL FOR WINDOWS & DOORS

Protecto Wrap BT25XL® is a tough-faced superior self-adhering, air/vapor barrier and waterproofing membrane for vertical and horizontal above grade substrates. BT25XL seals window perimeters to building substrates to create an impenetrable barrier. This 25-mil polyethylene-backed aggressive adhesive membrane can be applied to vinyl, plywood, OSB, concrete, metal, aluminum, polyethylene, building wrap products, block and masonry surfaces to form an air/vapor moisture barrier system. BT25XL can be installed and left exposed for 120 days without UV degradation.

FEATURES AND BENEFITS

- Meets or Exceeds AAMA 711 requirements
- Has passed hurricane level windblown rain tests per ASTM E331
- Complies with ASTM E2112 requirements
- Can be left exposed for 120 days



EASE OF INSTALLATION

Since BT25XL is a self-adhering membrane, you simply center over the area to be sealed and firmly roll the BT25XL against the surface. BT25XL is also self sealing around nails, screws and staples.

ENERGY EFFICIENT

BT25XL stops air leakage, thus reducing heating and air conditioning costs.

BT25XL is suitable for sealing the following applications:

- Window and door perimeters to the building substrate
- Joints in stucco insulation systems (Stucco Flashing)
- Sheet rock joints in roof and wall assemblies
- Beneath metal cap flashings
- Full building coverage as an air/vapor barrier
- Sealing joints on gypsum sheathing in cavity wall construction
- Other areas where a water or air penetration is a concern

APPLICATION

PLEASE NOTE: There should be no solvent-based sealants used in conjunction with BT25XL. The product should not be used in direct contact with the flexible (plasticized) polyvinyl chloride (PVC based membranes and products) i.e. flexible “J” channel.

When applying BT25XL to masonry, concrete, black sheathing board and OSB products or Dens-Glass Gold®, the surface should be tested. If adequate adhesion is not obtained, the surface must be primed with the appropriate primers.

**Dens-Glass is a registered trademark of Georgia-Pacific Corporation*

Surfaces should be clean, dry, free of dirt and other foreign matter. For best results, BT25XL should be applied at a temperature above 25°F. When used as an air/vapor barrier system, all lap and butt joints must overlap a minimum of 4". Masonry ties should be placed on top of the BT25XL and sealed with Protecto Wrap's JS160H Mastic or approved sealant.

Cut a piece of BT25XL in a length that can be easily handled. Begin application by removing approximately 12 inches of the release paper and center the tape over the area being sealed. Firmly roll the BT25XL against the surface and continue pulling off the release paper while rolling the tape into place. Rolling the BT25XL is essential to gain 100% surface contact of the BT25XL adhesive to the substrate and will minimize trapping air beneath the tape. Do not stretch BT25XL. Lap building wrap material 4" on top of BT25XL and seal the building wrap to BT25XL.



ADDITIONAL DOOR & WINDOW FLASHINGS IN THE BT25XL FAMILY OF PRODUCTS

PROTECTO FLEX® Window & Door Sealing Tape For Curved & Radius Surfaces Forms



Forms a permanent waterproofing air/vapor seal around curved and radius doors and windows that prevents air and moisture leaks. Protecto Flex is a 90-mil thick peel and stick flashing tape. The flexible cross-laminated top surface will expand and conform to irregular or curved surfaces while the aggressive adhesive forms a permanent bond between the window fin and the building substrate. Protecto Flex gives you a total air and water seal without having to cut and patch in the membrane to conform to irregular or curved window and door openings.

Protecto Wrap Stucco Tape®



Protecto Wrap Stucco Tape is a superior self-adhering, air and moisture barrier for vertical and horizontal EIFS/Stucco systems. Protecto Wrap Stucco Tape is a 30 mil SBS modified rubberized asphalt membrane with a polyester top surface.

This polyester surface enhances the adhesion if the base coat is applied directly to this surface. The Stucco Tape can be applied over gypsum board, wood, metal, styrene and polyethylene surfaces to form an air and vapor barrier in the EIFS/Stucco system. The Protecto Wrap Stucco Tape is self sealing when penetrated with mechanical fasteners. Stucco Tape should be used to seal window and door openings, joints in the insulation or gypsum board and wherever water infiltration may be a concern.