

Peel and Heat Complete In-Floor Radiant Heat System

Peel and Heat Complete Electrical Requirements

Proud Member of:



Premium Building Products
That Protect

PROTECTO WRAP COMPANY
(800) 759-9727

www.protectowrap.com
www.peelandheatcomplete.com

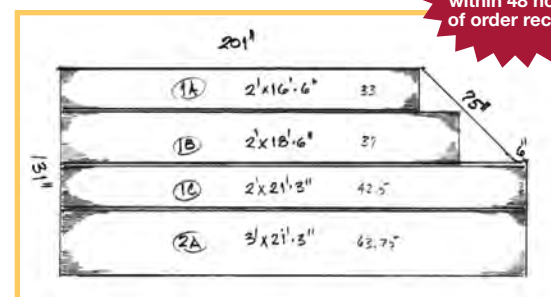
Distributed by

Description	State-of-the-Art, Thin-Profile, In-Floor Radiant Heat System with AFM® Anti-Fracture Technology designed for use with latex-modified thin-set (3/8" MAXIMUM thickness)
Typical Applications	Residential & Commercial Bathrooms, Entryways, Kitchens, Living Rooms, Bedrooms, Anywhere Warmth & Comfort is desired in your living space
Substrates	Concrete slabs, Plywood, OSB, Gypcrete, Metal
Thickness	Ultra Thin 1/8" Profile for Smooth Room Transitions
Application	Prime Subfloor, Peel & Stick Membrane
Available Kit Sizes	<p>Width: 2 and 3 feet Length: 3, 5, 7, 10 feet; mix and match multi-mat configurations available.</p> <p>Custom Kits are available upon request for your unique configuration and specification.</p>
Kit Contents	<ul style="list-style-type: none"> • Peel and Heat Primer (#6000) • In-Floor Heat Mat (12 watts per sq ft) with pre-wired leads • Programmable Thermostat (Energy Star Rated) • Step-by-Step Installation Instructions.

- Very Energy-Efficient at only 12 watts per sq ft.
- 120V thermostat handles 15 amps, up to 150 sq ft.
- In-line relay(s) may be added to increase square footage capabilities of each thermostat
- Requires a dedicated 20 amp breaker
- Thermostats include a GFCI (ground fault circuit interrupter)
- Each thermostat requires a dedicated circuit
- Thermostats are rated at 1,800 watts, 120 volts
- Installations with multiple heating elements will require a junction box to gang the connections together. If a junction box is required, locate directly beneath thermostat, 12" - 18" above the floor.
- Connection leads from the heating elements are 12' long minimum and can be cut to desired length to connect at the junction box.
- Thermostat measures both in-floor and ambient air temperatures.



Sample Multi-Mat Layout



Custom Orders usually ship from Denver, CO factory within 48 hours of order receipt



State-of-the-Art, Peel & Stick In-Floor Radiant Heating with Built-In Anti-Fracture Protection

- **Fastest Install** with fast-drying primer, easy Peel & Stick application
- **Tile/Stone can be installed Same Day** — no curing time required
- **AFM® Anti-Fracture Membrane** protects flooring investment by bridging horizontal subfloor cracks up to 3/8", **prevents tile from cracking**
- Can be used as **Primary Heat Source**

Feel the Heat



Reduce Labor & Materials Costs and Increase Profits with Peel & Heat Complete

- Easy to Install Peel & Stick Installation
- Pre-Wired panels for ease of connection
- Install tile/stone same day — no curing time, no crew down-time
- Ultra-thin 1/8" profile for Smooth Transitions
- Anti-Fracture Protection reduces callbacks
- Works with tile, stone, hardwood and laminate floors
- Available in standard-sized mat kits or Custom layouts
- Can be used as Primary Heat Source — save HVAC materials & labor
- Made with UL-Recognized components*
- For full crack-isolation coverage, contact Protecto Wrap for installation guidelines


FULL 5-YEAR WARRANTY

Welcome to Peel and Heat Complete

Protecto Wrap Company has been manufacturing waterproofing and crack isolation membranes since 1990 and has built a sound reputation for producing some of the highest quality systems available. Our products meet or exceed the design requirements and specifications for a variety of applications.



With Peel and Heat Complete, we combine our industry-leading



AFM® Anti-Fracture Membrane with Radiant Heating to deliver what no other manufacturer can — In-Floor Heating that's heat-efficient, quick and easy to install and ultimately protects the installed thin-set tile, stone, hardwood or laminate flooring from telegraphed slab cracks up to 3/8" wide. All in an ultra-thin 1/8" profile for smooth room transitions to adjacent floor coverings.


With simple peel & stick installation, the Peel and Heat Complete Kits come complete with thermostat, primer, heating mat and installation instructions. The peel & stick heating panel is pre-wired for ease of connection to the thermostat. Utilizes healthy Far Infrared Carbon Technology.

Save installation time & materials, save money and protect flooring investment with Peel and Heat Complete.

Four Easy Installation Steps




1
Roll on Protecto Wrap #6000 Primer, allow 20-30 minutes to dry.



2
Apply Peel & Heat Complete

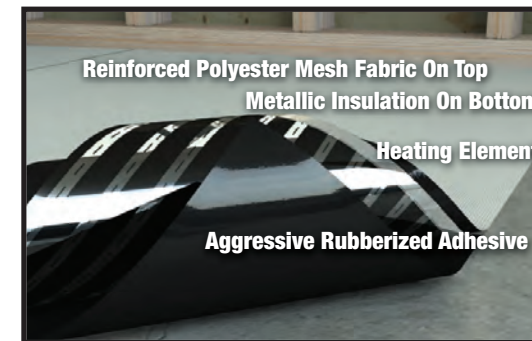


3
Peel & Heat Complete is wired to a junction box.



4
Install tile

Features & Benefits



Programmable thermostat with built-in GFCI



Enjoy even heat distribution not just on the floor, but throughout the entire room



Have peace of mind knowing that Peel & Heat Complete is protecting your floor against cracks up to 3/8" wide